

## Optional Website Features - How To Register

If you are not registered and would like to be, click on the link shown below (fig. 5-1)

[www.trox.com](http://www.trox.com)

Click The "Login" Button  
To Go To The Login Page

The screenshot shows the Troxell Communications, Inc. website homepage. At the top left is the Troxell logo. To the right are links for Home, 1-800-578-8858, and Login, along with a search bar. A navigation menu below the header lists categories: Audio, Photo, Screens, Furniture, TVs/Monitors, Presentation Products, Projectors, Video, AV, and Mounts. On the left side, there is a 'Login' button with a red arrow pointing to it. Below the login button are sections for 'contracts' (National, State and Local, K-12 Education, Higher Education), 'Education' (with a 'Click here for more information' link), 'PROJECTOR CALCULATOR', and 'Mount Finder'. The main content area features a large advertisement for AVerMedia's '#1 Document Camera Market Share Position USA, 2009' by futuresource consulting. Below the ad are three product categories: AUDIO, PHOTO, and SCREENS, each with a representative image. At the bottom left, there is a 'Choose a Troxell Location' dropdown menu and sections for 'ABOUT TROXELL' (Corporate Profile, Mission Statement, Troxell Leadership, Linecard, Careers) and 'CUSTOMER SERVICE' (Order Status, Request Invoice Copy).

(fig. 5-1)

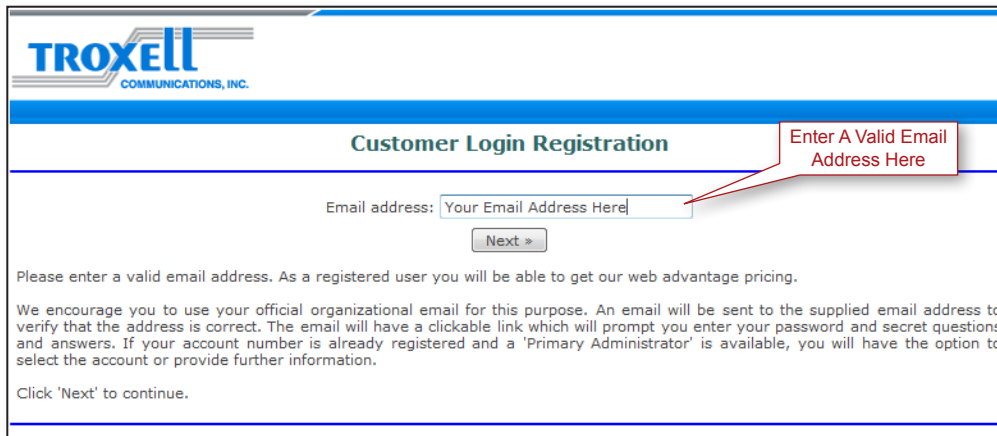
Click the blue "Register now" link to continue (fig. 5-2)

The screenshot shows the Troxell Communications, Inc. website's login and registration page. The Troxell logo is at the top left. The navigation menu is the same as in the previous screenshot. The page is divided into two main sections: 'Login' and 'Not Registered Yet?'. The 'Login' section includes a form with fields for 'Email Address' and 'Password', a 'Logon' button, and a link for 'Did you forget your password? click here'. The 'Not Registered Yet?' section includes a list of benefits: 'Produce online quotes', 'Check order status and track shipments', 'Access to custom pricing', 'Account transactions', and 'Easily review customized reports'. Below this list is a blue 'Register now' link, which is highlighted with a red callout box. At the bottom of the page, there are links for 'Vendor login' and 'Employee login'. The footer contains the copyright information: '© Troxell Communications Inc. Privacy Policy Ph. 800.578.8858 Fax: 800.589.5939'.

(fig. 5-2)

## Optional Website Features - How To Register (cont.)

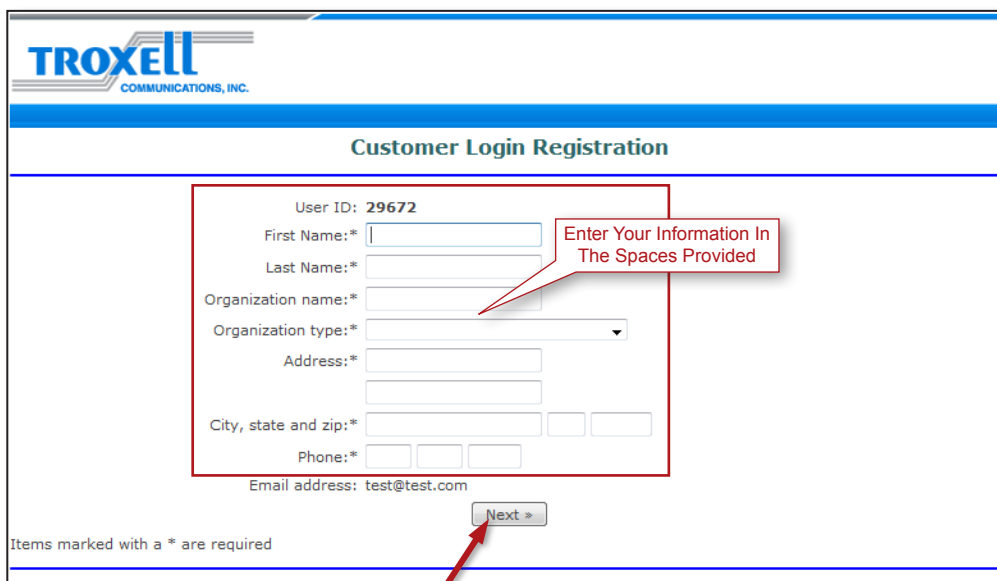
Enter a valid email address in the space provided (fig. 5-3)



The screenshot shows the Troxell Communications, Inc. logo at the top left. Below it is the title "Customer Login Registration". A text input field labeled "Email address:" contains the placeholder text "Your Email Address Here". A red callout box with a pointer to the input field contains the text "Enter A Valid Email Address Here". Below the input field is a "Next >" button. Below the button, there is a paragraph of text: "Please enter a valid email address. As a registered user you will be able to get our web advantage pricing. We encourage you to use your official organizational email for this purpose. An email will be sent to the supplied email address to verify that the address is correct. The email will have a clickable link which will prompt you enter your password and secret questions and answers. If your account number is already registered and a 'Primary Administrator' is available, you will have the option to select the account or provide further information. Click 'Next' to continue."

(fig. 5-3)

Enter your information in the spaces provided. The items with a "\*" are required fields. Click the "Next" button to continue. (fig. 5-4)

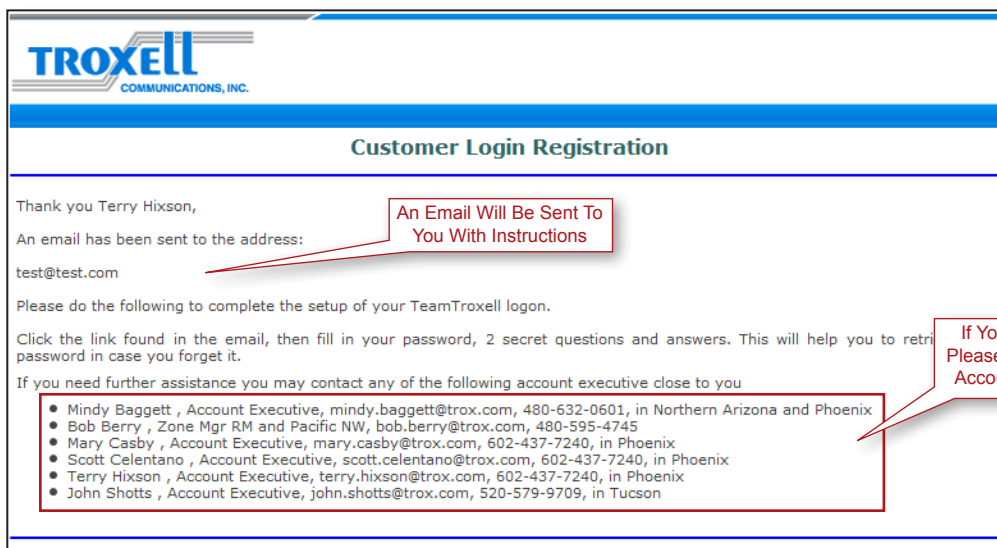


The screenshot shows the Troxell Communications, Inc. logo at the top left. Below it is the title "Customer Login Registration". The form contains the following fields: "User ID: 29672", "First Name:\*" (input field), "Last Name:\*" (input field), "Organization name:\*" (input field), "Organization type:\*" (dropdown menu), "Address:\*" (input field), "City, state and zip:\*" (input field with dropdowns for state and zip), "Phone:\*" (input field), and "Email address: test@test.com". A red callout box with a pointer to the form fields contains the text "Enter Your Information In The Spaces Provided". Below the form is a "Next >" button. Below the button, there is a note: "Items marked with a \* are required".

(fig. 5-4)

Click The "Next" Button  
To Continue

An email will be sent with instructions to guide you through the registration process. If you need any assistance, please contact your Troxell Account Executive. (fig. 5-5)



The screenshot shows the Troxell Communications, Inc. logo at the top left. Below it is the title "Customer Login Registration". The page contains the following text: "Thank you Terry Hixson, An email has been sent to the address: test@test.com". A red callout box with a pointer to the email address contains the text "An Email Will Be Sent To You With Instructions". Below this is a paragraph: "Please do the following to complete the setup of your TeamTroxell login. Click the link found in the email, then fill in your password, 2 secret questions and answers. This will help you to retrieve your password in case you forget it. If you need further assistance you may contact any of the following account executive close to you". A red callout box with a pointer to the contact list contains the text "If You Need Help Please Contact Your Account Executive". Below the text is a list of account executives:

- Mindy Baggett , Account Executive, mindy.baggett@trox.com, 480-632-0601, in Northern Arizona and Phoenix
- Bob Berry , Zone Mgr RM and Pacific NW, bob.berry@trox.com, 480-595-4745
- Mary Casby , Account Executive, mary.casby@trox.com, 602-437-7240, in Phoenix
- Scott Celentano , Account Executive, scott.celentano@trox.com, 602-437-7240, in Phoenix
- Terry Hixson , Account Executive, terry.hixson@trox.com, 602-437-7240, in Phoenix
- John Shotts , Account Executive, john.shotts@trox.com, 520-579-9709, in Tucson

(fig. 5-5)

## Optional Website Features - Customer Menu

These are the options you will have once you are registered and logged in correctly. If you are having trouble logging on contact your Troxell Communications Account Executive for help. The Troxell Educational Scholarship grant Rebate Program is a default listing and does not have any effect on the Mohave Contract. If you would like more information on this program please contact your Troxell Communications Account Executive or go to [www.trox.com/esgrp.htm](http://www.trox.com/esgrp.htm). (fig. 6-1)

The screenshot shows the Troxell website interface. At the top, there is a header with the Troxell logo and contact information: "Welcome", "Your contact : Terry Hixson", "Phone: (800) 352-7912 ext. 4108 / 602-437-7240", and "Fax: 602-437-7265". On the right side of the header, there are links for "Home | 1-800-578-8858 | Logout". A navigation menu on the left lists: "Products/Purchasing", "Customer Service", "Administration", "Contacts", "User Management", and "Logout". A callout box on the left points to this menu with the text "Registered Customer Menu Options". The main content area displays "Troxell Education Scholarship/Grant Rebate Program" with the subtext "Funds paid to you to date: \$0 - pending \$0". A callout box on the right explains: "This Refers To Troxell's ESGRP Program. It Does Not Effect The Mohave Contract. For More Information Go To [www.trox.com/esgrp.htm](http://www.trox.com/esgrp.htm)". At the bottom, there are logos for "Troxell TEAM TROXELL ADVANTAGE" and "TEAM TROXELL USER MANAGEMENT HARDENED SECURITY".

(fig. 6-1)

Click here for Customer Service Options and this menu of items will appear. If you are having trouble contact your Troxell Communications Account Executive for help. (fig. 6-2)

The screenshot shows the Troxell website interface with the "Customer Service" menu item selected in the left navigation menu. A callout box on the left points to this menu with the text "Click Here For The Customer Service Options". The main content area displays "Customer Service" with a list of options: "Open Orders Report", "Open Issues 'End Users'(Case)", "Order Tracking", "Invoice Re-prints", "Recent Shipments Report", "Purchase History Report", "Email Customer Service", "Your Online Quotations", and "Your Online Orders". The rest of the page layout, including the header and footer, is identical to the previous screenshot.

(fig. 6-2)

Click here for Administration Options and this menu of items will appear. (fig. 6-3)

The screenshot shows the Troxell website interface with the "Administration" menu item selected in the left navigation menu. A callout box on the left points to this menu with the text "Click Here For The Administration Options". The main content area displays "Administration" with a list of options: "Account Transactions", "Sales Detail", "Contract Usage Report", and "Scholarship / Grant Report". The rest of the page layout, including the header and footer, is identical to the previous screenshots.

(fig. 6-3)

## Optional Website Features - Customer Menu (cont.)

Click here to see Troxell nationwide contacts or to enter your contact information. (fig. 6-4)

Welcome  
Your contact : Terry Hixson  
Phone: (800) 352-7912 ext. 4108 / 602-437-7240  
Fax: 602-437-7265

Home | 1-800-578-8858 | Logoff

- Products/Purchasing
- Customer Service
- Administration
- Contacts**
- User Management
- Logout

**Contacts**

- Troxell Contacts
- Mohave Educational Services Contacts
- Mohave Educational Services Grant / Rebate Contact

Troxell  
TEAM TROXELL ADVANTAGE

(fig. 6-4)

Click here to see Troxell nationwide contacts or to enter your contact information. (fig. 6-5)

Welcome  
Your contact : Terry Hixson  
Phone: (800) 352-7912 ext. 4108 / 602-437-7240  
Fax: 602-437-7265

Home | 1-800-578-8858 | Logoff

- Products/Purchasing
- Customer Service
- Administration
- Contacts**
- User Management
- Logout

**Contacts**

- Troxell Contacts
- Mohave Educational Services Contacts
- Mohave Educational Services Grant / Rebate Contact

Troxell  
TEAM TROXELL ADVANTAGE

(fig. 6-5)

Click here to view the User Management section. This sections allows the Primary Administrator to manage and assign user rights to the Troxell site. (fig. 6-6)

Welcome Your School District  
Your contact : Terry Hixson  
Phone: (800) 352-7912 ext. 4108 / 602-437-7240  
Fax: 602-437-7265

Home | 1-800-578-8858 | Logoff

- Products/Purchasing
- Customer Service
- Administration
- Contacts
- User Management**
- Logout

User name: Your User Name  
Company id: 0000  
Company name: Your Company Name  
No. of users: 5 [Add new user](#)

No. of your contacts on file: 5  
[Add 4 contact\(s\) from your contact list as general user](#)

Name	Email	User type			
Users Name	test@school.com	User	Edit	Password	Delete
Users Name	test@school.com	User	Edit	Password	Delete
Users Name	test@school.com	User	Edit	Password	Delete
Users Name	test@school.com	Administrator	Edit	Password	
Users Name	test@school.com	User	Edit	Password	Delete

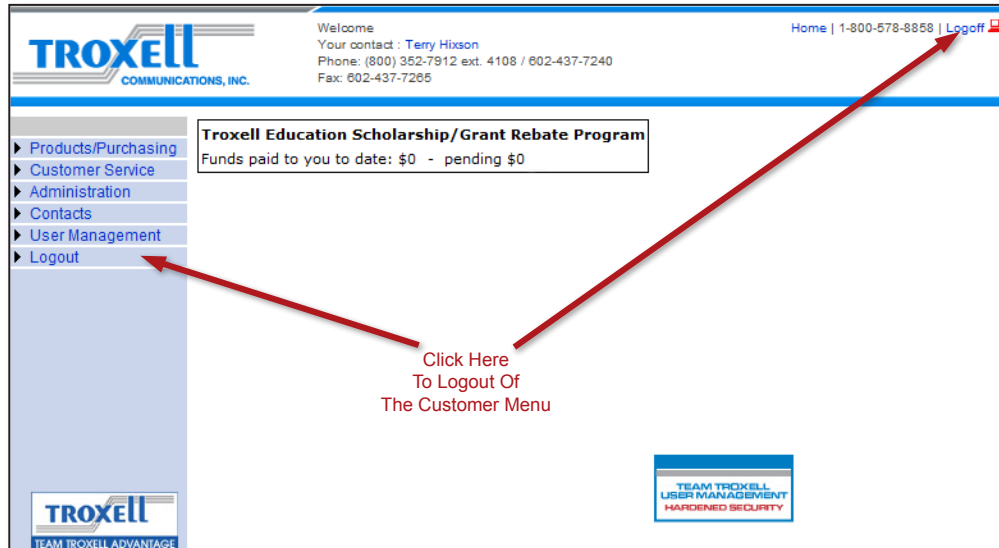
SAMPLE

Troxell  
TEAM TROXELL ADVANTAGE

(fig. 6-6)

## Optional Website Features - Customer Menu (cont.)

Click here to Logout of the Customer Menu Options. (fig. 6-7)



(fig. 6-7)